

JACKSON COUNTY TOURISM
DEVELOPMENT
AUTHORITY



FINANCIAL REPORT
MAY 31, 2023

JACKSON COUNTY TOURISM DEVELOPMENT AUTHORITY

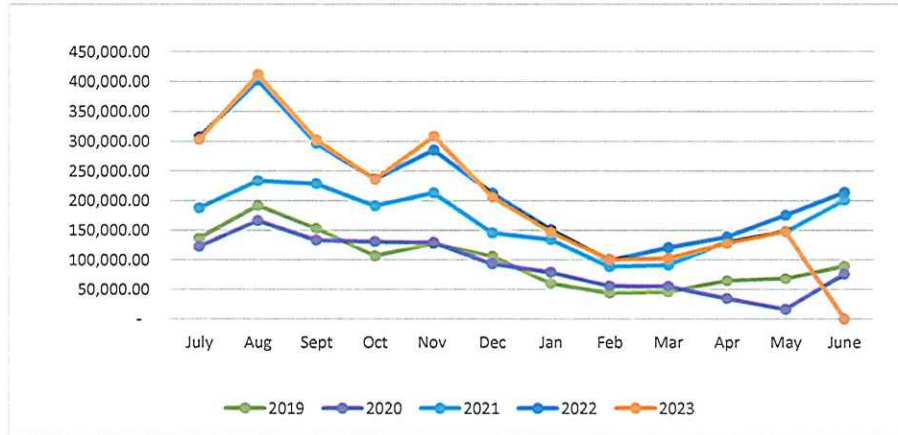
May 31, 2023

- * May Room Occupancy Tax collections totaled \$147,188.48 with \$11.68 collected for penalties. The YTD collection total is \$2,083,632.39 - 101.15% of budget. The Airbnb total was \$43,660.34; the Home Away/VRBO total was \$13,056.21 and the VACASA,NC total was \$6,251.53.
- * 69 accounts reported for April rentals (decrease of 4 accounts from last year). The collections were down 15.98% from the same period in 2022.

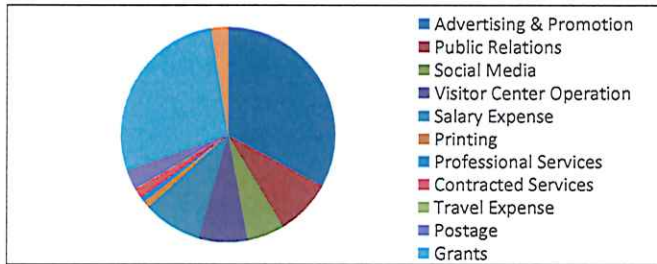
- * The cash balance at May 31, 2023 was \$336,022.50 and investments totaled \$3,000,000.

- * The expenses for May were \$180,241.27. The FYTD expenses totaled \$1,582,572.18 with encumbrances of \$19,105.44, for a combined total of \$1,601,677.62 - 59.85% of budget.

Fiscal YTD Collections



TDA Expenses as of May 31, 2023

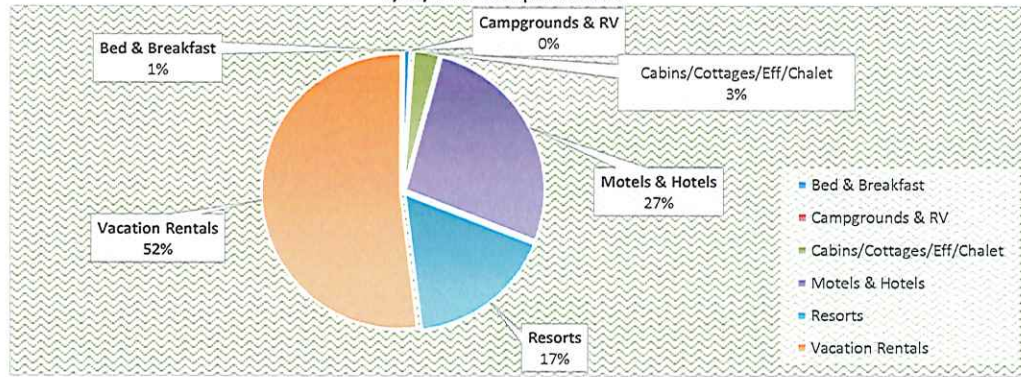


Advertising & Promotion	\$ 59,241.81
Public Relations	\$ 15,297.31
Social Media	\$ 10,252.32
Visitor Center Operation	\$ 13,305.67
Salary Expense	\$ 15,898.48
Printing	\$ 1,795.00
Professional Services	\$ 1,354.17
Contracted Services	\$ 2,780.28
Travel Expense	\$ 85.34
Postage	\$ 5,492.17
Grants	\$ 50,000.00
Other	\$ 4,738.72
Total	\$ 180,241.27

	2019	2020	2021	2022	2023
July	135,881.68	122,421.68	187,832.18	306,871.17	302,567.11
Aug	191,736.34	166,057.35	233,507.83	402,414.91	410,949.64
Sept	152,650.37	133,172.02	228,972.44	296,676.95	301,922.72
Oct	106,838.84	130,912.47	191,265.61	236,495.92	235,450.13
Nov	127,342.88	129,268.34	213,445.79	285,094.57	307,778.37
Dec	106,016.63	93,829.84	145,657.78	212,552.55	206,012.13
Jan	60,207.39	79,652.13	134,351.26	150,929.14	146,534.48
Feb	43,528.62	55,878.75	89,094.11	98,820.63	100,429.24
Mar	45,185.00	55,161.52	91,596.16	120,494.03	102,142.20
Apr	64,498.34	34,404.69	130,350.75	138,246.01	127,334.09
May	68,385.86	15,854.63	146,638.28	175,198.14	147,200.16
June	89,275.51	76,044.67	200,754.27	213,644.17	-
Total	\$ 1,191,547.46	\$ 1,092,658.09	\$ 1,993,466.46	\$ 2,637,438.19	\$ 2,388,320.27

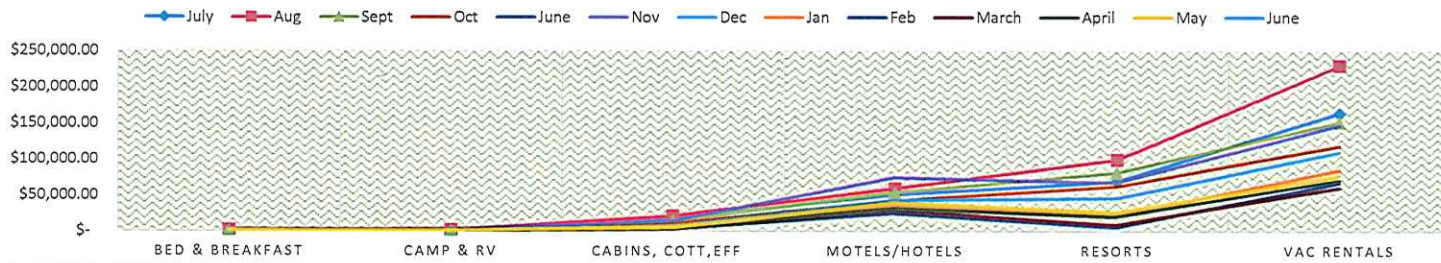


**Room Occupancy Tax Collections
5/31/2023 for April Rentals**



Bed & Breakfast	\$	1,104.53
Campgrounds & RV	\$	555.59
Cabins/Cottages/Eff/Chalet	\$	4,409.21
Motels & Hotels	\$	39,368.88
Resorts	\$	25,240.15
Vacation Rentals	\$	76,521.80
	\$	147,200.16

ROOM OCCUPANCY TAX COLLECTIONS BY TYPE



COLLECTIONS BY TYPE

	Bed & Breakfast	Camp & Rv	Cabins, Cott, Eff	Motels/Hotels	Resorts	Vac Rentals	Totals
July	\$ 1,680.89	\$ 531.62	\$ 16,926.78	\$ 50,646.80	\$ 68,917.02	\$ 163,864.00	\$ 302,567.11
Aug	\$ 1,597.98	\$ 993.51	\$ 20,272.84	\$ 59,286.65	\$ 99,052.89	\$ 229,745.77	\$ 410,949.64
Sept	\$ 1,746.69	\$ 905.66	\$ 13,690.86	\$ 53,460.75	\$ 81,119.49	\$ 150,999.27	\$ 301,922.72
Oct	\$ 1,224.91	\$ 2,230.52	\$ 9,694.50	\$ 42,283.90	\$ 62,146.50	\$ 117,869.80	\$ 235,450.13
Nov	\$ 2,850.42	\$ 1,197.93	\$ 14,010.84	\$ 74,638.94	\$ 67,817.36	\$ 147,262.88	\$ 307,778.37
Dec	\$ 880.10	\$ 261.73	\$ 6,924.28	\$ 42,776.78	\$ 45,718.18	\$ 109,451.06	\$ 206,012.13
Jan	\$ 756.14	\$ 78.49	\$ 5,848.18	\$ 34,460.42	\$ 20,944.21	\$ 84,447.04	\$ 146,534.48
Feb	\$ 510.52	\$ -	\$ 3,171.20	\$ 24,297.29	\$ 5,712.92	\$ 66,737.31	\$ 100,429.24
March	\$ 608.29	\$ 285.55	\$ 3,856.70	\$ 28,735.63	\$ 8,583.22	\$ 60,072.81	\$ 102,142.20
April	\$ 877.17	\$ 159.96	\$ 4,435.15	\$ 31,285.12	\$ 20,052.37	\$ 70,524.32	\$ 127,334.09
May	\$ 1,104.53	\$ 555.59	\$ 4,409.21	\$ 39,368.88	\$ 25,240.15	\$ 76,521.80	\$ 147,200.16
June	\$ -	\$ -	\$ -	\$ -	\$ -	\$ -	\$ -
	\$ 13,837.64	\$ 7,200.56	\$ 103,240.54	\$ 481,241.16	\$ 505,304.31	\$ 1,277,496.06	\$ 2,388,320.27
% By Type	0.58%	0.30%	4.32%	20.15%	21.16%	53.49%	100.00%



**JACKSON COUNTY TOURISM DEVELOPMENT AUTHORITY
TOTAL ROOM OCCUPANCY TAX COLLECTIONS BY MONTH**

Month	Tax Collected	# Units Reporting	% of Inc/Dec
July-2021	\$ 306,871.17	107	
July-2022	\$ 302,567.11	79	-1.40%
	\$ (4,304.06)	-28	
August-2021	\$ 402,414.91	115	
August-2022	\$ 410,949.64	98	2.12%
	\$ 8,534.73	-17	
September-2021	\$ 296,676.95	93	
September-2022	\$ 301,922.72	88	1.77%
	\$ 5,245.77	-5	
October-2021	\$ 236,495.92	93	
October-2022	\$ 235,450.13	85	-0.44%
	\$ (1,045.79)	-8	
November-2021	\$ 285,094.57	93	
November-2022	\$ 307,783.37	95	7.96%
	\$ 22,688.80	2	
December-2021	\$ 212,552.55	86	
December-2022	\$ 206,012.13	82	-3.08%
	\$ (6,540.42)	-4	
January-2022	\$ 150,929.14	71	
January-2023	\$ 146,534.48	77	-2.91%
	\$ (4,394.66)	6	
February-2022	\$ 98,820.63	71	
February-2023	\$ 100,429.24	62	1.63%
	\$ 1,608.61	-9	
March-2022	\$ 120,494.03	70	
March-2023	\$ 102,142.20	68	-15.23%
	\$ (18,351.83)	-2	
April-2022	\$ 138,246.01	65	
April-2023	\$ 127,334.09	67	-7.89%
	\$ (10,911.92)	2	
May-2022	\$ 175,198.14	73	
May-2023	\$ 147,200.16	69	-15.98%
	\$ (27,997.98)	-4	
June-2022	\$ 213,644.17	80	
June-2023	\$ -		-100.00%
	\$ (213,644.17)	-80	
FYTD 2022	\$ 2,637,438.19		
FYTD 2023	\$ 2,388,325.27		

COUNTY OF JACKSON
 Trial Balance - Balance Sheet Accounts
 Report dates 05/01/2023 - thru - 05/31/2023

Account Number	Account Description	Beginning Balance Dr (Cr)	Debits	Credits	Ending Balance Dr (Cr)
24-1110-000-00	CASH ON HAND	360,260.36	161,915.93	186,153.79	336,022.50
24-1130-000-00	CASH IN TIME DEPOSIT	3,000,000.00	0.00	0.00	3,000,000.00
24-1231-000-00	ACCOUNTS RECEIVABLE	0.00	0.00	0.00	0.00
24-1232-892-00	ACCTS RECEIVABLE SALES TAX	1,903.62	32.50	0.00	1,936.12
24-1232-893-00	ACCTS RECEIVABLE SALES TAX	6.15	2.27	0.00	8.42
Total Asset		3,362,170.13	161,950.70	186,153.79	3,337,967.04
24-2100-000-00	ACCOUNTS PAYABLE	(1,246.38)	165,309.74	164,063.36	0.00
24-2200-000-00	ACCRUED VACATION PAYABLE	0.00	0.00	0.00	0.00
24-2200-175-00	FEDERAL TAX PAYABLE	0.00	1,115.54	1,115.54	0.00
24-2200-176-00	STATE TAX PAYABLE	0.00	537.00	537.00	0.00
24-2200-181-00	FICA TAX PAYABLE	0.00	810.76	810.76	0.00
24-2200-182-00	RETIREMENT PAYABLE	(3,369.36)	3,369.38	2,366.92	(2,366.90)
24-2200-182-01	PRUDENTIAL PAYABLE	(753.84)	753.84	0.00	0.00
24-2200-187-00	MEDICARE TAX PAYABLE	0.00	189.61	189.61	0.00
24-2300-000-11	DUE TO GENERAL	0.00	0.00	0.00	0.00
24-2900-000-00	FUND BALANCE	(2,561,462.95)	0.00	0.00	(2,561,462.95)
24-2900-000-01	RES BY STATE STATUTE	(190,942.00)	0.00	0.00	(190,942.00)
24-2912-000-00	RESERVE FOR ENCUMBRANCES	29,357.76	151,311.04	161,563.36	19,105.44
24-2912-000-01	RESERVE FOR ENCUMBRANCES-PRIOR YEAR	(29,357.76)	161,563.36	151,311.04	(19,105.44)
24-3000-000-00	REVENUE CONTROL	(2,006,726.51)	0.00	159,040.86	(2,165,767.37)
24-4000-000-00	EXPENDITURE CONTROL	1,402,330.91	180,651.11	409.84	1,582,572.18
Total Liability		(3,362,170.13)	665,611.38	641,408.29	(3,337,967.04)
Total TOURISM DEVELOPMENT AUTH		0.00	827,562.08	827,562.08	0.00

COUNTY OF JACKSON
Income Statement
Report dates 07/01/2022 - thru - 05/31/2023

Account Number	Description	Adjusted Budget 07/01/2022 05/31/2023	Debits and Credits 05/01/2023 05/31/2023	Debits and Credits 07/01/2022 05/31/2023	Encumbrances 07/01/2022 05/31/2023	Balance 07/01/2022 05/31/2023	% Used
24-3230-130-00	JACKSON COUNTY TDA	2,060,000.00	147,188.48	2,083,632.39	0.00	-23,632.39	101.15
TAX REVENUE		2,060,000.00	147,188.48	2,083,632.39	0.00	-23,632.39	101.15
24-3270-170-01	JACKSON TDA - PENALTY	5,000.00	11.68	2,125.77	0.00	2,874.23	42.52
24-3270-190-00	MARKETING AND ADVERTISIN	10,000.00	0.00	0.00	0.00	10,000.00	0.00
PENALTY & INTEREST		15,000.00	11.68	2,125.77	0.00	12,874.23	14.17
24-3831-491-00	INVESTMENT EARNINGS	1,000.00	11,840.70	80,009.21	0.00	-79,009.21	8,000.9
REVENUES		1,000.00	11,840.70	80,009.21	0.00	-79,009.21	8,000.9
24-3991-000-00	FUND BALANCE	600,098.00	0.00	0.00	0.00	600,098.00	0.00
FUND BALANCE		600,098.00	0.00	0.00	0.00	600,098.00	0.00
DEPARTMENT TOTAL Revenue		2,676,098.00	159,040.86	2,165,767.37	0.00	510,330.63	80.93
24-4926-121-00	SALARIES & WAGES	210,000.00	13,076.92	152,933.39	0.00	57,066.61	72.83
24-4926-170-00	BOARD MEMBER EXPENSE	900.00	0.00	633.22	0.00	266.78	70.36
24-4926-181-00	SOCIAL SECURITY CONTRIBU	13,020.00	810.76	9,494.59	0.00	3,525.41	72.92
24-4926-182-00	RETIREMENT EXPENSE	25,410.00	1,582.32	15,998.69	0.00	9,411.31	62.96
24-4926-183-00	HOSPITALIZATION INSURANC	22,758.00	175.18	11,760.88	0.00	10,997.12	51.68
24-4926-185-00	UNEMPLOYMENT INSURANCE	780.00	63.69	2,935.26	0.00	-2,155.26	376.32
24-4926-186-00	WORKMAN'S COMPENSATION	2,055.00	0.00	2,327.50	0.00	-272.50	113.26
24-4926-187-00	MEDICARE TAX	3,045.00	189.61	2,220.51	0.00	824.49	72.92
24-4926-190-00	PROFESSIONAL SER-COUNTY	16,250.00	1,354.17	14,895.87	0.00	1,354.13	91.67
24-4926-191-00	PROFESSIONAL SER-AUDIT	7,200.00	0.00	7,200.00	0.00	0.00	0.00
24-4926-192-00	LEGAL SERVICES	2,000.00	0.00	0.00	0.00	2,000.00	0.00
24-4926-260-00	OFFICE SUPPLIES	6,000.00	0.00	2,218.61	0.00	3,781.39	36.98
24-4926-299-00	MISCELLANEOUS	10,520.00	242.00	4,835.79	0.00	5,684.21	45.97
24-4926-311-00	TRAVEL	49,550.00	85.34	29,504.52	495.00	19,550.48	60.54
24-4926-321-00	TELEPHONE	5,800.00	157.42	2,589.85	0.00	3,210.15	44.65
24-4926-321-01	TELEPHONE-VISITOR CENTER	4,430.00	749.39	8,264.35	0.00	-3,834.35	186.55
24-4926-325-00	POSTAGE	34,678.00	5,492.17	28,154.51	0.00	6,523.49	81.19
24-4926-331-00	UTILITIES	2,000.00	223.25	3,048.81	0.00	-1,048.81	152.44
24-4926-341-00	PRINTING	106,741.00	1,795.00	70,090.52	0.00	36,650.48	65.66
24-4926-351-00	REPAIRS & MAINT-BUILDING	500.00	0.00	0.00	0.00	500.00	0.00
24-4926-370-00	AD FIRM MEDIA	473,310.00	42,837.20	354,399.31	0.00	118,910.69	74.88
24-4926-370-01	WEBSITE SERVICE	21,600.00	1,800.00	21,400.00	0.00	200.00	99.07

COUNTY OF JACKSON
 Income Statement
 Report dates 07/01/2022 - thru - 05/31/2023

Account Number	Description	Adjusted Budget 07/01/2022 05/31/2023	Debits and Credits 05/01/2023 05/31/2023	Debits and Credits 07/01/2022 05/31/2023	Encumbrances 07/01/2022 05/31/2023	Balance 07/01/2022 05/31/2023	% Used
24-4926-370-02	CREATIVE & PRODUCTION SE	90,000.00	1,766.25	70,156.08	0.00	19,843.92	77.95
24-4926-370-03	DIGITAL CAMPAIGN REPORTI	13,200.00	1,100.00	13,100.00	0.00	100.00	99.24
24-4926-370-04	E-MAIL CAMPAIGNS	21,600.00	1,700.00	17,600.00	0.00	4,000.00	81.48
24-4926-370-05	SEM MANAGEMENT	18,000.00	1,500.00	17,700.00	0.00	300.00	98.33
24-4926-370-07	SOCIAL MEDIA	21,000.00	0.00	21,000.00	0.00	0.00	0.00
24-4926-370-08	VIDEO PRODUCTION	0.00	1,466.66	2,397.73	0.00	-2,397.73	0.00
24-4926-370-09	SOCIAL MEDIA SPEND	123,000.00	10,252.32	87,239.55	18,138.44	17,622.01	85.67
24-4926-393-00	VISITOR CENTER OPERATION	168,067.00	13,305.67	154,858.37	0.00	13,208.63	92.14
24-4926-393-01	PUBLIC RELATIONS	105,000.00	15,297.31	103,322.74	0.00	1,677.26	98.40
24-4926-393-02	CONTRACTED SERVICES	22,000.00	1,833.33	20,166.63	0.00	1,833.37	91.67
24-4926-393-03	CONTRACTED SERVICES-RECO	1,400.00	50.00	275.76	0.00	1,124.24	19.70
24-4926-393-05	CONTRACTED-WEBSITE	12,500.00	0.00	9,750.00	0.00	2,750.00	78.00
24-4926-393-06	CONTRACTED-AD FIRM RETAI	60,840.00	5,070.00	60,840.00	0.00	0.00	0.00
24-4926-393-07	CONTRACTED SERVICES-STR	8,280.00	0.00	8,942.00	0.00	-662.00	108.00
24-4926-393-08	CONTRACTED-AD FIRM MISC	13,192.00	3,009.19	16,563.06	0.00	-3,371.06	125.55
24-4926-393-11	SOFTWARE,INTERNET,MISC S	64,024.00	459.17	51,274.26	60.00	12,689.74	80.18
24-4926-393-14	CONTRACTED SERVICES-HR O	6,259.00	896.95	7,008.75	0.00	-749.75	111.98
24-4926-393-15	RESEARCH AND ANALYTICS	68,500.00	0.00	62,950.00	0.00	5,550.00	91.90
24-4926-393-16	VISTNC FARMS APP	1,500.00	0.00	0.00	0.00	1,500.00	0.00
24-4926-412-00	BUILDING RENT	23,280.00	1,900.00	20,900.00	0.00	2,380.00	89.78
24-4926-454-00	INSURANCE	3,447.00	0.00	4,000.50	0.00	-553.50	116.06
24-4926-491-00	DUES AND SUBSCRIPTIONS	7,362.00	0.00	9,653.30	412.00	-2,703.30	136.72
24-4926-550-00	CAPITAL OUTLAY	5,000.00	0.00	1,149.99	0.00	3,850.01	23.00
24-4926-550-01	CAPITAL PROJECTS	742,000.00	0.00	0.00	0.00	742,000.00	0.00
24-4926-699-00	GRANTS	50,000.00	50,000.00	65,130.00	0.00	-15,130.00	130.26
24-4926-699-02	MISCELLANEOUS DONATIONS	8,100.00	0.00	11,687.28	0.00	-3,587.28	144.29
24-4926-990-00	CONTINGENCY	0.00	0.00	0.00	0.00	0.00	0.00
TOURISM DEVELOPMENT AUTHORITY		2,676,098.00	180,241.27	1,582,572.18	19,105.44	1,074,420.38	59.85
DEPARTMENT TOTAL Expense		-2,676,098.00	-180,241.27	-1,582,572.18	19,105.44	-1,074,420.38	59.85
Fund 24 TOURISM DEVELOPMENT AUTH		0.00	-21,200.41	583,195.19	19,105.44	-564,089.75	70.39

BC2001 BEGINNING 05/01/23 ENDING 05/31/23

TRANS DATE	PO NUMBER	INVOICE NUMBER	CHECK NUMBER	TRANSACTION/ VENDOR NAME	BEGINNING BAL/BUDGET	DEBITS	CREDITS	BALANCE
------------	-----------	----------------	--------------	-----------------------------	-------------------------	--------	---------	---------

ACCOUNT # 24-4926-121-00 DESC: SALARIES & WAGES ASN:

05/01/23				BUDGET BALANCE	210,000.00			139,856.47
05/12/23	TLJ		JE-231335	JOE: TDA PAYROLL 5/12/23	0.00	6,538.46	0.00	146,394.93
05/26/23	TLJ		JE-231397	JOE: TDA PAYROLL 5/26/23	0.00	6,538.46	0.00	152,933.39
TOTALS					210,000.00	153,138.77	205.38	152,933.39

ACCOUNT # 24-4926-170-00 DESC: BOARD MEMBER EXPENSE ASN:

05/01/23				BUDGET BALANCE	900.00			633.22
TOTALS					900.00	633.22	0.00	633.22

ACCOUNT # 24-4926-181-00 DESC: SOCIAL SECURITY CONTRIBUTION ASN:

05/12/23	TLJ		JE-231337	JOE: TDA PAYROLL TAX DRAF	0.00	405.38	0.00	9,089.21
05/26/23	TLJ		JE-231398	JOE: TDA PAYROLL TAX DRAF	0.00	405.38	0.00	9,494.59
TOTALS					13,020.00	9,494.59	0.00	9,494.59

ACCOUNT # 24-4926-182-00 DESC: RETIREMENT EXPENSE ASN:

05/01/23				BUDGET BALANCE	25,410.00			14,416.37
05/12/23	TLJ		JE-231337	JOE: TDA PAYROLL TAX DRAF	0.00	791.16	0.00	15,207.53
05/26/23	TLJ		JE-231398	JOE: TDA PAYROLL TAX DRAF	0.00	791.16	0.00	15,998.69
TOTALS					25,410.00	17,511.21	1,512.52	15,998.69

ACCOUNT # 24-4926-183-00 DESC: HOSPITALIZATION INSURANCE ASN:

05/01/23				BUDGET BALANCE	22,758.00			11,585.70
05/22/23	631725	04*2400184		COMPANION LIFE INSURANCE	0.00	175.18	0.00	11,760.88
TOTALS					22,758.00	11,760.88	0.00	11,760.88

ACCOUNT # 24-4926-185-00 DESC: UNEMPLOYMENT INSURANCE ASN:

05/01/23				BUDGET BALANCE	780.00			2,871.57
----------	--	--	--	----------------	--------	--	--	----------

BC2001 BEGINNING 05/01/23 ENDING 05/31/23

TRANS DATE	PO NUMBER	INVOICE NUMBER	CHECK NUMBER	TRANSACTION/ VENDOR NAME	BEGINNING BAL/BUDGET	DEBITS	CREDITS	BALANCE
------------	-----------	----------------	--------------	-----------------------------	-------------------------	--------	---------	---------

ACCOUNT # 24-4926-185-00 DESC: UNEMPLOYMENT INSURANCE ASN: =====> CONTINUED <=====

05/12/23		TLJ	JE-231337	JOE: TDA PAYROLL TAX DRAF	0.00	31.85	0.00	2,903.42
05/26/23		TLJ	JE-231398	JOE: TDA PAYROLL TAX DRAF	0.00	31.84	0.00	2,935.26
TOTALS					780.00	2,935.26	0.00	2,935.26

ACCOUNT # 24-4926-186-00 DESC: WORKMAN'S COMPENSATION ASN:

05/01/23				BUDGET BALANCE	2,055.00			2,327.50
TOTALS					2,055.00	2,533.00	205.50	2,327.50

ACCOUNT # 24-4926-187-00 DESC: MEDICARE TAX ASN:

05/12/23		TLJ	JE-231337	JOE: TDA PAYROLL TAX DRAF	0.00	94.81	0.00	2,125.71
05/26/23		TLJ	JE-231398	JOE: TDA PAYROLL TAX DRAF	0.00	94.80	0.00	2,220.51
TOTALS					3,045.00	2,306.39	85.88	2,220.51

ACCOUNT # 24-4926-190-00 DESC: PROFESSIONAL SER-COUNTY ASN:

05/01/23				BUDGET BALANCE	16,250.00			13,541.70
05/31/23		TLJ	JE-231403	JOE: TDA ADMIN MAY,2023	0.00	1,354.17	0.00	14,895.87
TOTALS					16,250.00	14,895.87	0.00	14,895.87

ACCOUNT # 24-4926-192-00 DESC: LEGAL SERVICES ASN:

05/01/23				BUDGET BALANCE	2,000.00			0.00
TOTALS					2,000.00	0.00	0.00	0.00

ACCOUNT # 24-4926-260-00 DESC: OFFICE SUPPLIES ASN:

TOTALS					6,000.00	2,497.60	278.99	2,218.61
--------	--	--	--	--	----------	----------	--------	----------

ACCOUNT # 24-4926-299-00 DESC: MISCELLANEOUS ASN:

05/03/23		04/27/2023	04*2400170	HELPING HANDS SERVICE CO.	0.00	220.00	0.00	4,813.79
----------	--	------------	------------	---------------------------	------	--------	------	----------

TRANS DATE	PO NUMBER	INVOICE NUMBER	CHECK NUMBER	TRANSACTION/ VENDOR NAME	BEGINNING BAL/BUDGET	DEBITS	CREDITS	BALANCE
------------	-----------	----------------	--------------	-----------------------------	-------------------------	--------	---------	---------

ACCOUNT # 24-4926-299-00 DESC: MISCELLANEOUS ASN: =====> CONTINUED <=====

05/10/23		269277	04*2400168	CHEROKEE BOTTLED WATER	0.00	11.74	0.00	4,825.53
05/10/23		269277	04*2400168	CHEROKEE BOTTLED WATER	0.00	0.00	0.74	4,824.79
05/15/23		277063	04*2400181	CHEROKEE BOTTLED WATER	0.00	11.74	0.00	4,836.53
05/15/23		277063	04*2400181	CHEROKEE BOTTLED WATER	0.00	0.00	0.74	4,835.79
TOTALS					10,520.00	4,904.00	68.21	4,835.79

ACCOUNT # 24-4926-311-00 DESC: TRAVEL ASN:

05/01/23				BUDGET BALANCE	49,550.00			29,419.18
05/22/23		05/17/2023	02*11373	NICHOLAS J BREEDLOVE	0.00	56.22	0.00	29,475.40
05/22/23		05/18/2023	02*11431	KARA S ADDY	0.00	29.12	0.00	29,504.52
TOTALS					49,550.00	32,286.89	2,782.37	29,504.52

ACCOUNT # 24-4926-321-00 DESC: TELEPHONE ASN:

05/01/23				BUDGET BALANCE	5,800.00			2,432.43
05/01/23		9933188036	04*2400158	VERIZON WIRELESS	0.00	51.44	0.00	2,483.87
05/01/23		235158		JACKSON CO CHAMBER OF COM	0.00	0.00	192.73	2,291.14
05/10/23		174692	04*2400172	BALSAMWEST	0.00	481.05	0.00	2,772.19
05/19/23		235461		CASHIERS AREA CHAMBER OF	0.00	0.00	182.34	2,589.85
TOTALS					5,800.00	5,737.17	3,147.32	2,589.85

ACCOUNT # 24-4926-321-01 DESC: TELEPHONE-VISITOR CENTERS ASN:

05/01/23				BUDGET BALANCE	4,430.00			7,514.96
05/02/23		173519	04*2400172	BALSAMWEST	0.00	384.72	0.00	7,899.68
05/22/23		173520	04*2400183	BALSAMWEST	0.00	364.67	0.00	8,264.35
TOTALS					4,430.00	8,264.35	0.00	8,264.35

ACCOUNT # 24-4926-325-00 DESC: POSTAGE ASN:

05/01/23				BUDGET BALANCE	34,678.00			22,662.34
05/01/23		17VA27173	04*2400159	UPS	0.00	23.19	0.00	22,685.53
05/08/23		17VA27183	04*2400169	UPS	0.00	15.42	0.00	22,700.95

ACCOUNT ACTIVITY ANALYSIS

BC2001

BEGINNING 05/01/23 ENDING 05/31/23

TRANS DATE	PO NUMBER	INVOICE NUMBER	CHECK NUMBER	TRANSACTION/ VENDOR NAME	BEGINNING BAL/BUDGET	DEBITS	CREDITS	BALANCE
ACCOUNT # 24-4926-325-00 DESC: POSTAGE ASN: =====> CONTINUED <=====								
05/08/23		051023	04*2400167	PITNEY BOWES BANK, INC RE	0.00	89.59	0.00	22,790.54
05/08/23		051023	04*2400167	PITNEY BOWES BANK, INC RE	0.00	0.00	5.86	22,784.68
05/16/23		3317441957	04*2400178	PITNEY BOWES INC.	0.00	372.79	0.00	23,157.47
05/16/23		3317441957	04*2400178	PITNEY BOWES INC.	0.00	0.00	19.87	23,137.60
05/22/23		17VA27203	04*2400182	UPS	0.00	16.91	0.00	23,154.51
05/23/23		052523	04*2400180	PITNEY BOWES BANK, INC RE	0.00	5,000.00	0.00	28,154.51
-								
TOTALS					34,678.00	28,800.59	646.08	28,154.51
ACCOUNT # 24-4926-331-00 DESC: UTILITIES ASN:								
05/01/23				BUDGET BALANCE	2,000.00			2,825.56
05/01/23		214602	04*2400157	OWENS AND GATES LLC	0.00	40.00	0.00	2,865.56
05/22/23		05/15/2023	04*2400177	DUKE ENERGY	0.00	183.25	0.00	3,048.81
-								
TOTALS					2,000.00	3,048.81	0.00	3,048.81
ACCOUNT # 24-4926-341-00 DESC: PRINTING ASN:								
05/01/23				BUDGET BALANCE	106,741.00			68,295.52
05/10/23		2023CI-113	04*2400166	SMOKY MOUNTAIN NEWS	0.00	1,795.00	0.00	70,090.52
-								
TOTALS					106,741.00	70,800.85	710.33	70,090.52
ACCOUNT # 24-4926-351-00 DESC: REPAIRS & MAINT-BUILDING ASN:								
05/01/23				BUDGET BALANCE	500.00			0.00
-								
TOTALS					500.00	0.00	0.00	0.00
ACCOUNT # 24-4926-370-00 DESC: AD FIRM MEDIA ASN:								
05/10/23		7326	04*2400175	BUFFALO GROUPE, LLC	0.00	975.00	0.00	312,537.11
05/10/23		7326	04*2400175	BUFFALO GROUPE, LLC	0.00	1,875.00	0.00	314,412.11
05/10/23		7326	04*2400175	BUFFALO GROUPE, LLC	0.00	1,562.50	0.00	315,974.61
05/10/23		7326	04*2400175	BUFFALO GROUPE, LLC	0.00	1,562.50	0.00	317,537.11
05/10/23		7326	04*2400175	BUFFALO GROUPE, LLC	0.00	13,679.40	0.00	331,216.51
05/10/23		7326	04*2400175	BUFFALO GROUPE, LLC	0.00	470.59	0.00	331,687.10

TRANS DATE	PO NUMBER	INVOICE NUMBER	CHECK NUMBER	TRANSACTION/ VENDOR NAME	BEGINNING BAL/BUDGET	DEBITS	CREDITS	BALANCE
------------	-----------	----------------	--------------	-----------------------------	-------------------------	--------	---------	---------

ACCOUNT # 24-4926-370-00 DESC: AD FIRM MEDIA ASN: =====> CONTINUED <=====

05/10/23		7326		04*2400175 BUFFALO GROUPE, LLC	0.00	7,500.00	0.00	339,187.10
05/10/23		7326		04*2400175 BUFFALO GROUPE, LLC	0.00	823.53	0.00	340,010.63
05/10/23		7326		04*2400175 BUFFALO GROUPE, LLC	0.00	2,178.13	0.00	342,188.76
05/10/23		7326		04*2400175 BUFFALO GROUPE, LLC	0.00	1,625.00	0.00	343,813.76
05/10/23		7326		04*2400175 BUFFALO GROUPE, LLC	0.00	3,349.75	0.00	347,163.51
05/10/23		7326		04*2400175 BUFFALO GROUPE, LLC	0.00	7,235.80	0.00	354,399.31
TOTALS					473,310.00	359,399.31	5,000.00	354,399.31

ACCOUNT # 24-4926-370-01 DESC: WEBSITE SERVICE ASN:

05/01/23				BUDGET BALANCE	21,600.00			19,600.00
05/10/23		7369		04*2400175 BUFFALO GROUPE, LLC	0.00	1,800.00	0.00	21,400.00
TOTALS					21,600.00	21,400.00	0.00	21,400.00

ACCOUNT # 24-4926-370-02 DESC: CREATIVE & PRODUCTION SERVICES ASN:

05/01/23				BUDGET BALANCE	90,000.00			68,389.83
05/10/23		7369		04*2400175 BUFFALO GROUPE, LLC	0.00	240.00	0.00	68,629.83
05/10/23		7369		04*2400175 BUFFALO GROUPE, LLC	0.00	185.00	0.00	68,814.83
05/10/23		7369		04*2400175 BUFFALO GROUPE, LLC	0.00	462.50	0.00	69,277.33
05/10/23		7369		04*2400175 BUFFALO GROUPE, LLC	0.00	555.00	0.00	69,832.33
05/10/23		7369		04*2400175 BUFFALO GROUPE, LLC	0.00	323.75	0.00	70,156.08
TOTALS					90,000.00	70,156.08	0.00	70,156.08

ACCOUNT # 24-4926-370-03 DESC: DIGITAL CAMPAIGN REPORTING ASN:

05/01/23				BUDGET BALANCE	13,200.00			12,000.00
05/10/23		7369		04*2400175 BUFFALO GROUPE, LLC	0.00	1,100.00	0.00	13,100.00
TOTALS					13,200.00	13,100.00	0.00	13,100.00

ACCOUNT # 24-4926-370-04 DESC: E-MAIL CAMPAIGNS ASN:

05/01/23				BUDGET BALANCE	21,600.00			15,900.00
05/10/23		7369		04*2400175 BUFFALO GROUPE, LLC	0.00	200.00	0.00	16,100.00

ACCOUNT ACTIVITY ANALYSIS

BC2001

BEGINNING 05/01/23 ENDING 05/31/23

TRANS DATE	PO NUMBER	INVOICE NUMBER	CHECK NUMBER	TRANSACTION/ VENDOR NAME	BEGINNING BAL/BUDGET	DEBITS	CREDITS	BALANCE
ACCOUNT # 24-4926-370-04					DESC: E-MAIL CAMPAIGNS ASN: =====> CONTINUED <=====			
05/10/23		7369	04*2400175	BUFFALO GROUPE, LLC	0.00	600.00	0.00	16,700.00
05/10/23		7369	04*2400175	BUFFALO GROUPE, LLC	0.00	300.00	0.00	17,000.00
05/10/23		7369	04*2400175	BUFFALO GROUPE, LLC	0.00	600.00	0.00	17,600.00
TOTALS					21,600.00	17,600.00	0.00	17,600.00

ACCOUNT # 24-4926-370-05					DESC: SEM MANAGEMENT ASN:			
05/01/23				BUDGET BALANCE	18,000.00			16,200.00
05/10/23		7369	04*2400175	BUFFALO GROUPE, LLC	0.00	1,500.00	0.00	17,700.00
TOTALS					18,000.00	17,700.00	0.00	17,700.00

ACCOUNT # 24-4926-370-08					DESC: VIDEO PRODUCTION ASN:			
05/01/23				BUDGET BALANCE	0.00			931.07
05/10/23		1401	04*2400176	TEMBO HOSPITALITY GROUP	0.00	1,466.66	0.00	2,397.73
TOTALS					0.00	2,397.73	0.00	2,397.73

ACCOUNT # 24-4926-370-09					DESC: SOCIAL MEDIA SPEND ASN:			
05/01/23				BUDGET BALANCE	123,000.00			76,987.23
05/02/23	230021	042723	04*2400162	BUSINESS CARD	0.00	10,252.32	0.00	87,239.55
TOTALS					123,000.00	87,239.55	0.00	87,239.55

ACCOUNT # 24-4926-393-00					DESC: VISITOR CENTER OPERATIONS ASN:			
05/01/23				BUDGET BALANCE	168,067.00			141,552.70
05/03/23		213523	04*2400164	JACKSON CO. CHAMBER OF CO	0.00	6,000.00	0.00	147,552.70
05/03/23		213523	04*2400164	JACKSON CO. CHAMBER OF CO	0.00	852.00	0.00	148,404.70
05/03/23		213523	04*2400164	JACKSON CO. CHAMBER OF CO	0.00	188.67	0.00	148,593.37
05/03/23		213511	04*2400165	CASHIERS AREA CHAMBER OF	0.00	5,500.00	0.00	154,093.37
05/03/23		213511	04*2400165	CASHIERS AREA CHAMBER OF	0.00	765.00	0.00	154,858.37
05/22/23		64261	02*11407	LOU HAMMOND GROUP ATLANTA	0.00	7,250.00	0.00	162,108.37
05/22/23			JE-231411	JOE: LOU HAMMONDS GROUP A	0.00	0.00	7,250.00	154,858.37
TOTALS					168,067.00	169,960.37	15,102.00	154,858.37

ACCOUNT ACTIVITY ANALYSIS

BC2001

BEGINNING 05/01/23 ENDING 05/31/23

TRANS DATE	PO NUMBER	INVOICE NUMBER	CHECK NUMBER	TRANSACTION/ VENDOR NAME	BEGINNING BAL/BUDGET	DEBITS	CREDITS	BALANCE
------------	-----------	----------------	--------------	-----------------------------	-------------------------	--------	---------	---------

ACCOUNT # 24-4926-393-00 DESC: VISITOR CENTER OPERATIONS ASN: =====> CONTINUED <=====

ACCOUNT # 24-4926-393-01 DESC: PUBLIC RELATIONS ASN:

05/01/23				BUDGET BALANCE	105,000.00			88,025.43
05/10/23		64257	02*11315	LOU HAMMOND GROUP ATLANTA	0.00	2,500.00	0.00	90,525.43
05/10/23		64256	02*11315	LOU HAMMOND GROUP ATLANTA	0.00	5,000.00	0.00	95,525.43
05/10/23		64252	02*11315	LOU HAMMOND GROUP ATLANTA	0.00	547.31	0.00	96,072.74
05/22/23			JE-231411	JOE: LOU HAMMONDS GROUP A	0.00	7,250.00	0.00	103,322.74
TOTALS					105,000.00	103,327.15	4.41	103,322.74

ACCOUNT # 24-4926-393-02 DESC: CONTRACTED SERVICES ASN:

05/01/23				BUDGET BALANCE	22,000.00			18,333.30
05/31/23		TLJ	JE-231403	JOE: TDA ADMIN MAY,2023	0.00	1,833.33	0.00	20,166.63
TOTALS					22,000.00	20,166.63	0.00	20,166.63

ACCOUNT # 24-4926-393-03 DESC: CONTRACTED SERVICES-RECORDING ASN:

05/01/23				BUDGET BALANCE	1,400.00			225.76
05/10/23		APR.2023	04*2400173	CHERYL OSBORNE	0.00	50.00	0.00	275.76
TOTALS					1,400.00	275.76	0.00	275.76

ACCOUNT # 24-4926-393-05 DESC: CONTRACTED-WEBSITE ASN:

05/01/23				BUDGET BALANCE	12,500.00			9,750.00
TOTALS					12,500.00	9,750.00	0.00	9,750.00

ACCOUNT # 24-4926-393-07 DESC: CONTRACTED SERVICES-STR ASN:

TOTALS					8,280.00	8,942.00	0.00	8,942.00
--------	--	--	--	--	----------	----------	------	----------

ACCOUNT # 24-4926-393-08 DESC: CONTRACTED-AD FIRM MISC ASN:

05/10/23		7369	04*2400175	BUFFALO GROUPE, LLC	0.00	454.07	0.00	14,007.94
----------	--	------	------------	---------------------	------	--------	------	-----------

TRANS DATE	PO NUMBER	INVOICE NUMBER	CHECK NUMBER	TRANSACTION/ VENDOR NAME	BEGINNING BAL/BUDGET	DEBITS	CREDITS	BALANCE
ACCOUNT # 24-4926-393-08 DESC: CONTRACTED-AD FIRM MISC ASN: =====> CONTINUED <=====								
05/10/23		7369		04*2400175 BUFFALO GROUPE, LLC	0.00	65.00	0.00	14,072.94
05/10/23		7369		04*2400175 BUFFALO GROUPE, LLC	0.00	400.00	0.00	14,472.94
05/10/23		7369		04*2400175 BUFFALO GROUPE, LLC	0.00	12.00	0.00	14,484.94
05/10/23		7326		04*2400175 BUFFALO GROUPE, LLC	0.00	1,115.38	0.00	15,600.32
05/10/23		7326		04*2400175 BUFFALO GROUPE, LLC	0.00	604.85	0.00	16,205.17
05/10/23		7326		04*2400175 BUFFALO GROUPE, LLC	0.00	28.89	0.00	16,234.06
05/10/23		7326		04*2400175 BUFFALO GROUPE, LLC	0.00	329.00	0.00	16,563.06
TOTALS					13,192.00	16,563.06	0.00	16,563.06
ACCOUNT # 24-4926-393-11 DESC: SOFTWARE,INTERNET,MISC SERVICES ASN:								
05/01/23				BUDGET BALANCE	64,024.00			50,815.09
05/02/23	042823			04*2400163 BUSINESS CARD	0.00	101.06	0.00	50,916.15
05/10/23	23-515			04*2400171 NATIONAL COMMUNICATIONS,	0.00	115.56	0.00	51,031.71
05/10/23	23-515			04*2400171 NATIONAL COMMUNICATIONS,	0.00	0.00	5.29	51,026.42
05/10/23	23-515			04*2400171 NATIONAL COMMUNICATIONS,	0.00	0.00	2.27	51,024.15
05/22/23	34042748			04*2400185 IMAGE SOLUTIONS, LLC	0.00	250.11	0.00	51,274.26
TOTALS					64,024.00	67,298.52	16,024.26	51,274.26
ACCOUNT # 24-4926-393-14 DESC: CONTRACTED SERVICES-HR OUTSOURCING ASN:								
05/01/23				BUDGET BALANCE	6,259.00			6,111.80
05/10/23	1625			04*2400174 CRAFT HR SOLUTIONS, LLC	0.00	360.00	0.00	6,471.80
05/10/23	1608			04*2400174 CRAFT HR SOLUTIONS, LLC	0.00	360.00	0.00	6,831.80
05/12/23	TLJ			JE-231336 JOE: INVOICE#71698	0.00	176.95	0.00	7,008.75
TOTALS					6,259.00	7,008.75	0.00	7,008.75
ACCOUNT # 24-4926-393-15 DESC: RESEARCH AND ANALYTICS ASN:								
05/01/23				BUDGET BALANCE	68,500.00			62,950.00
TOTALS					68,500.00	62,950.00	0.00	62,950.00
ACCOUNT # 24-4926-393-16 DESC: VISTNC FARMS APP ASN:								
TOTALS					1,500.00	0.00	0.00	0.00

BC2001 BEGINNING 05/01/23 ENDING 05/31/23

TRANS DATE	PO NUMBER	INVOICE NUMBER	CHECK NUMBER	TRANSACTION/ VENDOR NAME	BEGINNING BAL/BUDGET	DEBITS	CREDITS	BALANCE
------------	-----------	----------------	--------------	-----------------------------	-------------------------	--------	---------	---------

ACCOUNT # 24-4926-393-16 DESC: VISTNC FARMS APP ASN: =====> CONTINUED <=====

ACCOUNT # 24-4926-412-00 DESC: BUILDING RENT ASN:

05/01/23		214602	04*2400157	OWENS AND GATES LLC	0.00	1,900.00	0.00	20,900.00
TOTALS					23,280.00	20,900.00	0.00	20,900.00

ACCOUNT # 24-4926-454-00 DESC: INSURANCE ASN:

05/01/23				BUDGET BALANCE	3,447.00			4,000.50
TOTALS					3,447.00	4,000.50	0.00	4,000.50

ACCOUNT # 24-4926-491-00 DESC: DUES AND SUBSCRIPTIONS ASN:

TOTALS					7,362.00	9,667.37	14.07	9,653.30
--------	--	--	--	--	----------	----------	-------	----------

ACCOUNT # 24-4926-550-00 DESC: CAPITAL OUTLAY ASN:

TOTALS					5,000.00	1,230.49	80.50	1,149.99
--------	--	--	--	--	----------	----------	-------	----------

ACCOUNT # 24-4926-550-01 DESC: CAPITAL PROJECTS ASN:

TOTALS					742,000.00	0.00	0.00	0.00
--------	--	--	--	--	------------	------	------	------

ACCOUNT # 24-4926-699-00 DESC: GRANTS ASN:

05/24/23		PPF-GRANT	04*2400179	TOWN OF SYLVA	0.00	50,000.00	0.00	65,130.00
TOTALS					50,000.00	65,130.00	0.00	65,130.00

ACCOUNT # 24-4926-699-02 DESC: MISCELLANEOUS DONATIONS ASN:

05/01/23				BUDGET BALANCE	8,100.00			11,687.28
----------	--	--	--	----------------	----------	--	--	-----------

=====

BC2001

ACCOUNT ACTIVITY ANALYSIS
BEGINNING 05/01/23 ENDING 05/31/23

TRANS DATE	PO NUMBER	INVOICE NUMBER	CHECK NUMBER	TRANSACTION/ VENDOR NAME	BEGINNING BAL/BUDGET	DEBITS	CREDITS	BALANCE
ACCOUNT # 24-4926-699-02 DESC: MISCELLANEOUS DONATIONS ASN: =====> CONTINUED <=====								
-								
TOTALS					8,100.00	11,687.28	0.00	11,687.28