

JACKSON COUNTY TOURISM
DEVELOPMENT
AUTHORITY



FINANCIAL REPORT
March 31, 2020

JACKSON COUNTY TOURISM DEVELOPMENT AUTHORITY

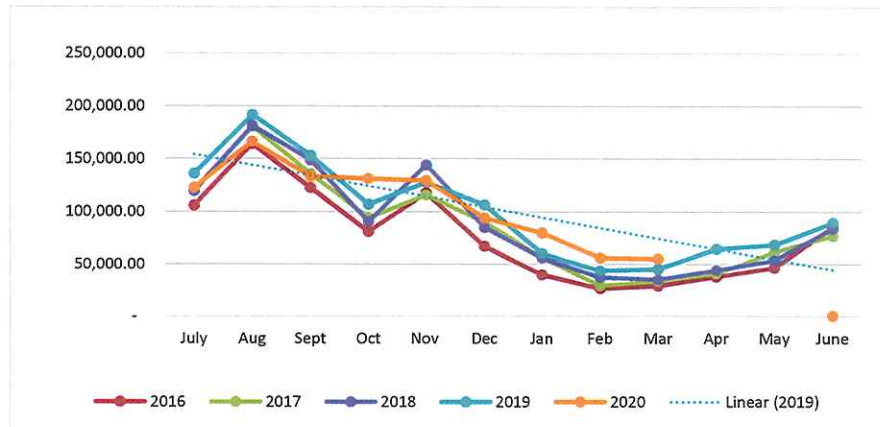
March 31, 2020

- * March Room Occupancy Tax collections totaled \$54,854.31 with \$307.21 collected for penalties. The YTD collection total is \$840,262.70 - 84.06% of budget. The Airbnb total was \$13,937.47. The Home Away VRBO total was \$4,108.99.
- * 93 accounts reported for February rentals (decrease of 13 accounts from last year). The collections were up 22.08% from the same period in 2019. The total decrease for the fiscal year is 0.0031%

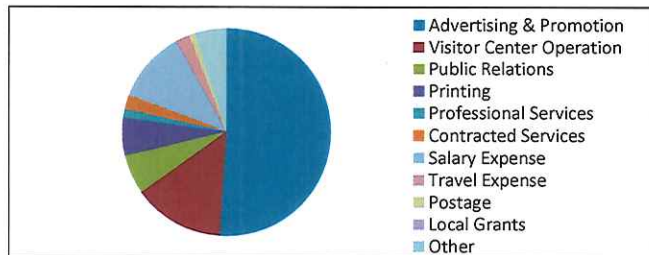
- * The cash balance at March 31, 2020 is \$140,395.59 and investments total \$400,000.00.

- * The expenses for March were \$94,308.58. The YTD expenses totaled \$855,840.33 with encumbrances of \$34,418.00 for a combined total of \$890,258.33 - 73.97% of budget.

Fiscal YTD Collections



TDA Expenses as of March 31, 2020

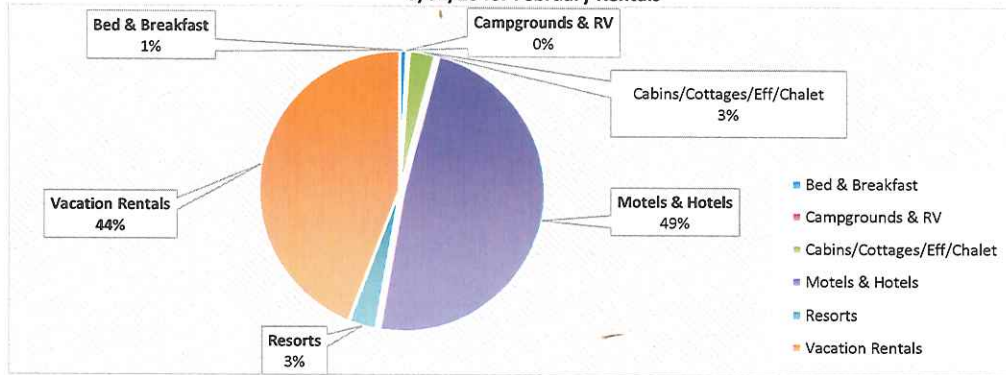


Advertising & Promotion	\$	48,121.69
Visitor Center Operation	\$	13,329.00
Public Relations	\$	5,775.00
Printing	\$	5,493.61
Professional Services	\$	1,354.17
Contracted Services	\$	1,989.28
Salary Expense	\$	10,672.08
Travel Expense	\$	2,093.22
Postage	\$	751.51
Local Grants	\$	-
Other	\$	4,729.02
Total	\$	94,308.58

	2016	2017	2018	2019	2020
July	105,354.28	119,861.04	119,152.80	135,881.68	122,421.68
Aug	163,948.85	180,394.59	181,280.78	191,736.34	166,057.35
Sept	122,331.68	135,649.23	148,701.72	152,650.37	133,172.02
Oct	80,775.31	94,100.41	90,329.60	106,838.84	130,912.47
Nov	117,640.33	115,576.40	144,240.73	127,342.88	129,268.34
Dec	66,956.10	89,928.52	84,754.30	106,016.63	93,829.84
Jan	39,690.82	56,081.35	56,029.08	60,207.39	79,652.13
Feb	26,696.45	29,357.66	37,210.91	43,528.62	55,878.75
Mar	29,114.84	33,603.67	35,029.92	45,185.00	55,161.52
Apr	37,797.19	40,794.81	44,116.59	64,498.34	-
May	46,472.01	61,363.25	53,695.68	68,385.86	-
June	85,145.38	76,932.28	83,711.73	89,275.51	-
Total	\$ 921,923.24	\$ 1,033,643.21	\$ 1,078,253.84	\$ 1,191,547.46	\$ 966,354.10

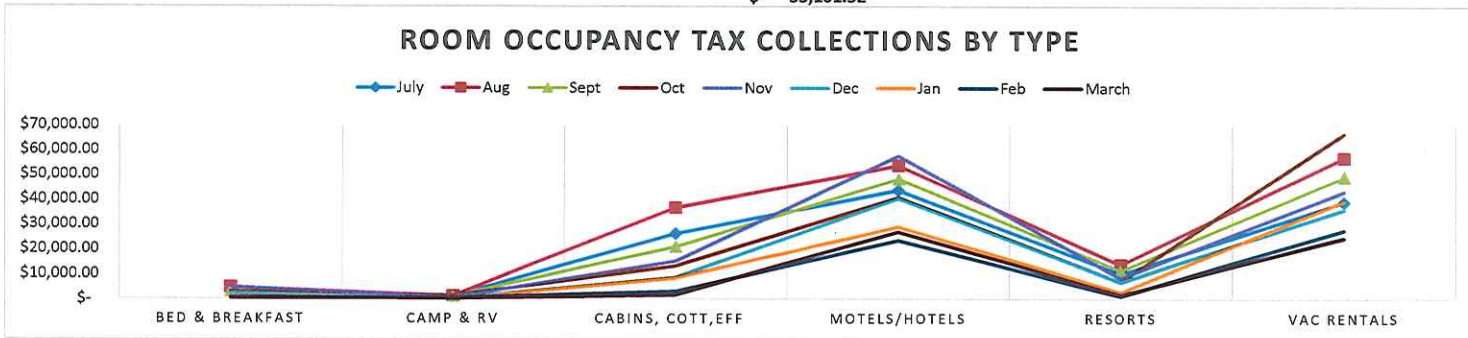


**Room Occupancy Tax Collections
3/31/20 for February Rentals**



Bed & Breakfast	\$	412.52
Campgrounds & RV	\$	190.22
Cabins/Cottages/Eff/Chalet	\$	1,609.35
Motels & Hotels	\$	26,862.80
Resorts	\$	1,723.52
Vacation Rentals	\$	24,363.11
	\$	<u>55,161.52</u>

ROOM OCCUPANCY TAX COLLECTIONS BY TYPE



COLLECTIONS BY TYPE

	Bed & Breakfast	Camp & Rv	Cabins, Cott, Eff	Motels/Hotels	Resorts	Vac Rentals	Totals
July	\$ 2,852.75	\$ 1,071.21	\$ 26,083.48	\$ 43,619.05	\$ 9,883.47	\$ 38,911.72	\$ 122,421.68
Aug	\$ 4,536.11	\$ 1,166.01	\$ 36,449.07	\$ 53,577.81	\$ 13,536.22	\$ 56,792.13	\$ 166,057.35
Sept	\$ 3,056.30	\$ 1,073.34	\$ 20,718.91	\$ 48,140.84	\$ 11,174.65	\$ 49,007.98	\$ 133,172.02
Oct	\$ 2,705.50	\$ 1,255.74	\$ 13,020.58	\$ 40,587.55	\$ 6,772.60	\$ 66,570.50	\$ 130,912.47
Nov	\$ 4,740.58	\$ 676.76	\$ 14,983.43	\$ 57,503.46	\$ 8,208.79	\$ 43,155.32	\$ 129,268.34
Dec	\$ 2,268.50	\$ 193.12	\$ 8,485.56	\$ 40,315.63	\$ 6,814.76	\$ 35,752.27	\$ 93,829.84
Jan	\$ 817.28	\$ 35.32	\$ 8,189.25	\$ 28,733.86	\$ 2,671.62	\$ 39,205.10	\$ 79,652.43
Feb	\$ 334.16	\$ 546.61	\$ 2,992.07	\$ 23,404.13	\$ 1,136.40	\$ 27,465.38	\$ 55,878.75
March	\$ 412.52	\$ 190.22	\$ 1,609.35	\$ 26,862.80	\$ 1,723.52	\$ 24,363.11	\$ 55,161.52
April							\$ -
May							\$ -
June	\$ -	\$ -	\$ -	\$ -	\$ -	\$ -	\$ -
	\$ 21,723.70	\$ 6,208.33	\$ 132,531.70	\$ 362,745.13	\$ 61,922.03	\$ 381,223.51	\$ 966,354.40

% By Type	2.25%	0.64%	13.71%	37.54%	6.41%	39.45%	100.00%
------------------	--------------	--------------	---------------	---------------	--------------	---------------	----------------



**JACKSON COUNTY TOURISM DEVELOPMENT AUTHORITY
TOTAL ROOM OCCUPANCY TAX COLLECTIONS BY MONTH**

Month	Tax Collected	# Units Reporting	% of Inc/Dec
July-2018	\$ 135,881.68	181	10%
July-2019	\$ 122,421.68	206	-9.91%
	\$ (13,460.00)	25	
August-2018	\$ 191,736.34	183	9%
August-2019	\$ 166,057.35	216	-13.39%
	\$ (25,678.99)	33	
September-2018	\$ 152,650.37	177	3%
September-2019	\$ 133,172.02	196	-12.76%
	\$ (19,478.35)	19	
October-2018	\$ 106,838.84	169	4%
October-2019	\$ 130,912.47	175	22.53%
	\$ 24,073.63	6	
November-2018	\$ 127,342.88	173	1%
November-2019	\$ 129,268.34	167	1.51%
	\$ 1,925.46	-6	
December-2018	\$ 106,016.63	165	-10%
December-2019	\$ 93,829.84	133	-11.50%
	\$ (12,186.79)	-32	
January-2019	\$ 60,207.39	149	18%
January-2020	\$ 79,652.13	120	32.30%
	\$ 19,444.74	-29	
February-2019	\$ 43,528.62	102	15%
February-2020	\$ 55,878.75	96	28.37%
	\$ 12,350.13	-6	
March-2019	\$ 45,185.00	106	4%
March-2020	\$ 55,161.52	93	22.08%
	\$ 9,976.52	-13	
April-2019	\$ 64,498.34	115	95%
April-2020	\$ -	0	-100.00%
	\$ (64,498.34)	-115	
May-2019	\$ 68,385.86	133	35%
May-2020	\$ -	0	-100.00%
	\$ (68,385.86)	-133	
June-2019	\$ 89,275.51	167	15%
June-2020	\$ -	0	-100.00%
	\$ (89,275.51)	-167	
FYTD 2019	\$ 1,191,547.46		
FYTD 2020	\$ 966,354.10		

COUNTY OF JACKSON
Trial Balance - Balance Sheet Accounts
Report dates 03/01/2020 - thru - 03/31/2020

Account Number	Account Description	Beginning Balance Dr (Cr)	Debits	Credits	Ending Balance Dr (Cr)
24-1110-000-00	CASH ON HAND	179,241.91	314,852.34	353,698.66	140,395.59
24-1130-000-00	CASH IN TIME DEPOSIT	400,000.00	0.00	0.00	400,000.00
24-1231-000-00	ACCOUNTS RECEIVABLE	0.00	0.00	0.00	0.00
24-1232-892-00	ACCTS RECEIVABLE SALES TAX	1,030.28	158.60	0.00	1,188.88
24-1232-893-00	ACCTS RECEIVABLE SALES TAX	390.99	0.00	0.00	390.99
24-1310-000-11	DUE FROM GENERAL FUND	0.00	0.00	0.00	0.00
Total Asset		580,663.18	315,010.94	353,698.66	541,975.46
24-2100-000-00	ACCOUNTS PAYABLE	0.00	82,651.44	82,651.44	0.00
24-2200-000-00	ACCRUED SALARIES PAYABLE	(6,135.78)	0.00	0.00	(6,135.78)
24-2200-175-00	FEDERAL TAX PAYABLE	0.00	894.54	894.54	0.00
24-2200-176-00	STATE TAX PAYABLE	0.00	320.00	320.00	0.00
24-2200-181-00	FICA TAX PAYABLE	0.00	503.90	503.90	0.00
24-2200-182-00	RETIREMENT PAYABLE	(975.28)	1,215.04	1,215.04	(975.28)
24-2200-187-00	MEDICARE TAX PAYABLE	0.00	117.85	117.85	0.00
24-2300-000-11	DUE TO GENERAL	0.00	257,645.96	257,645.96	0.00
24-2300-000-15	DUE TO PAYROLL	0.00	0.00	0.00	0.00
24-2900-000-00	FUND BALANCE	(446,580.36)	0.00	0.00	(446,580.36)
24-2900-000-01	RES BY STATE STATUTE	(95,356.61)	0.00	0.00	(95,356.61)
24-2912-000-00	RESERVE FOR ENCUMBRANCES	33,801.00	83,015.71	85,543.71	31,273.00
24-2912-000-01	RESERVE FOR ENCUMBRANCES-PRIOR YEAR	(33,801.00)	85,543.71	83,015.71	(31,273.00)
24-3000-000-00	REVENUE CONTROL	(793,146.90)	368.62	55,989.48	(848,767.76)
24-4000-000-00	EXPENDITURE CONTROL	761,531.75	95,685.12	1,376.54	855,840.33
Total Liability		(580,663.18)	607,961.89	569,274.17	(541,975.46)
Total TOURISM DEVELOPMENT AUTH		0.00	922,972.83	922,972.83	0.00

COUNTY OF JACKSON
Income Statement
Report dates 07/01/2019 - thru - 03/31/2020

Table with 8 columns: Account Number, Description, Adjusted Budget (07/01/2019-03/31/2020), Debits and Credits (03/01/2020-03/31/2020), Debits and Credits (07/01/2019-03/31/2020), Encumbrances (07/01/2019-03/31/2020), Balance (07/01/2019-03/31/2020), and % Used. Rows include categories like TAX REVENUE, PENALTY & INTEREST, REVENUES, and DEPARTMENT TOTAL Revenue, followed by a detailed list of expenses such as SALARIES & WAGES, BOARD MEMBER EXPENSE, etc.

COUNTY OF JACKSON
Income Statement

Report dates 07/01/2019 - thru - 03/31/2020

Account Number	Description	Adjusted Budget 07/01/2019 03/31/2020	Debits and Credits 03/01/2020 03/31/2020	Debits and Credits 07/01/2019 03/31/2020	Encumbrances 07/01/2019 03/31/2020	Balance 07/01/2019 03/31/2020	% Used
24-4926-370-04	E-MAIL CAMPAIGNS	12,900.00	950.00	8,550.00	0.00	4,350.00	66.28
24-4926-370-05	SEM MANAGEMENT	18,000.00	1,500.00	13,500.00	0.00	4,500.00	75.00
24-4926-370-07	SOCIAL MEDIA	23,550.00	5,066.66	20,849.99	0.00	2,700.01	88.53
24-4926-370-08	VIDEO PRODUCTION	5,000.00	0.00	1,600.00	0.00	3,400.00	32.00
24-4926-393-00	VISITOR CENTER OPERATION	167,090.00	13,329.00	130,782.80	0.00	36,307.20	78.27
24-4926-393-01	PUBLIC RELATIONS	80,500.00	5,775.00	61,134.29	0.00	19,365.71	75.94
24-4926-393-02	CONTRACTED SERVICES	22,000.00	1,833.33	16,499.97	0.00	5,500.03	75.00
24-4926-393-03	CONTRACTED SERVICES-RECO	1,400.00	0.00	470.50	0.00	929.50	33.61
24-4926-393-05	CONTRACTED-WEBSITE	13,998.00	0.00	4,752.75	0.00	9,245.25	33.95
24-4926-393-06	CONTRACTED-AD FIRM RETAI	58,500.00	4,875.00	43,875.00	0.00	14,625.00	75.00
24-4926-393-07	CONTRACTED SERVICES-STR	7,140.00	0.00	7,245.00	0.00	-105.00	101.47
24-4926-393-08	CONTRACTED-AD FIRM MISC	5,500.00	482.00	2,777.64	0.00	2,722.36	50.50
24-4926-393-11	SOFTWARE, INTERNET, MISC S	24,036.00	1,467.13	21,363.09	384.00	2,288.91	90.48
24-4926-393-13	CONTRACTED SERVICES-PHOT	0.00	0.00	100.00	0.00	-100.00	0.00
24-4926-393-14	CONTRACTED SERVICES-HR O	6,281.00	155.95	6,051.10	3,145.00	-2,915.10	146.41
24-4926-412-00	BUILDING RENT	6,000.00	500.00	4,500.00	0.00	1,500.00	75.00
24-4926-454-00	INSURANCE	2,447.00	1,675.00	1,875.00	0.00	572.00	76.62
24-4926-491-00	DUES AND SUBSCRIPTIONS	2,240.00	0.00	2,169.50	0.00	70.50	96.85
24-4926-550-00	CAPITAL OUTLAY	10,917.00	0.00	6,245.13	0.00	4,671.87	57.21
24-4926-550-01	CAPITAL PROJECTS	24,200.00	0.00	0.00	0.00	24,200.00	0.00
24-4926-699-00	GRANTS	10,000.00	0.00	4,588.75	0.00	5,411.25	45.89
24-4926-699-02	MISCELLANEOUS DONATIONS	3,700.00	0.00	3,200.00	0.00	500.00	86.49
24-4926-990-00	CONTINGENCY	874.00	0.00	0.00	0.00	874.00	0.00
TOURISM DEVELOPMENT AUTHORITY		1,203,579.00	94,308.58	855,840.33	34,418.00	313,320.67	73.97
DEPARTMENT TOTAL Expense		-1,203,579.00	-94,308.58	-855,840.33	34,418.00	-313,320.67	73.97
Fund 24 TOURISM DEVELOPMENT AUTH		0.00	-38,687.72	-7,072.57	34,418.00	41,490.57	72.24

ACCOUNT ACTIVITY ANALYSIS

BC2001

BEGINNING 03/01/20 ENDING 03/31/20

TRANS DATE	PO NUMBER	INVOICE NUMBER	CHECK NUMBER	TRANSACTION/ VENDOR NAME	BEGINNING BAL/BUDGET	DEBITS	CREDITS	BALANCE
------------	-----------	----------------	--------------	-----------------------------	-------------------------	--------	---------	---------

ACCOUNT # 24-4926-121-00 DESC: SALARIES & WAGES ASN:

03/01/20				BUDGET BALANCE	110,757.00			73,989.06
03/05/20	TLJ		JE-192037	JOE: JCTDA PAYROLL WAGES	0.00	4,063.70	0.00	78,052.76
03/19/20	TLJ		JE-192081	JOE: JCTDA PAYROLL 3/20/2	0.00	4,063.69	0.00	82,116.45
TOTALS					110,757.00	82,116.45	0.00	82,116.45

ACCOUNT # 24-4926-170-00 DESC: BOARD MEMBER EXPENSE ASN:

03/01/20				BUDGET BALANCE	2,250.00			2,493.02
TOTALS					2,250.00	2,576.72	83.70	2,493.02

ACCOUNT # 24-4926-181-00 DESC: SOCIAL SECURITY CONTRIBUTION ASN:

03/05/20	TLJ		JE-192038	JOE: JCTDA PAYROLL FRINGE	0.00	251.94	0.00	4,839.06
03/19/20	TLJ		JE-192082	JOE: JCTDA PAYROLL 3/20/2	0.00	251.96	0.00	5,091.02
TOTALS					6,867.00	5,342.97	251.95	5,091.02

ACCOUNT # 24-4926-182-00 DESC: RETIREMENT EXPENSE ASN:

03/01/20				BUDGET BALANCE	10,002.00			5,836.34
03/05/20	TLJ		JE-192038	JOE: JCTDA PAYROLL FRINGE	0.00	363.70	0.00	6,200.04
03/19/20	TLJ		JE-192082	JOE: JCTDA PAYROLL 3/20/2	0.00	363.70	0.00	6,563.74
TOTALS					10,002.00	6,927.44	363.70	6,563.74

ACCOUNT # 24-4926-183-00 DESC: HOSPITALIZATION INSURANCE ASN:

03/01/20				BUDGET BALANCE	18,167.00			10,888.85
03/20/20		03/12/20	01*264936	BCBS OF NC	0.00	1,114.27	0.00	12,003.12
TOTALS					18,167.00	12,003.12	0.00	12,003.12

ACCOUNT # 24-4926-185-00 DESC: UNEMPLOYMENT INSURANCE ASN:

03/01/20				BUDGET BALANCE	486.00			596.84
----------	--	--	--	----------------	--------	--	--	--------

ACCOUNT ACTIVITY ANALYSIS

BC2001

BEGINNING 03/01/20 ENDING 03/31/20

TRANS DATE	PO NUMBER	INVOICE NUMBER	CHECK NUMBER	TRANSACTION/ VENDOR NAME	BEGINNING BAL/BUDGET	DEBITS	CREDITS	BALANCE
ACCOUNT # 24-4926-185-00					DESC: UNEMPLOYMENT INSURANCE ASN: =====> CONTINUED <=====			
03/05/20		TLJ	JE-192038	JOE: JCTDA PAYROLL FRINGE	0.00	40.63	0.00	637.47
03/19/20		TLJ	JE-192082	JOE: JCTDA PAYROLL 3/20/2	0.00	40.64	0.00	678.11
TOTALS					486.00	718.75	40.64	678.11

ACCOUNT # 24-4926-186-00					DESC: WORKMAN'S COMPENSATION ASN:			
03/01/20				BUDGET BALANCE	1,151.00			1,545.00
TOTALS					1,151.00	1,545.00	0.00	1,545.00

ACCOUNT # 24-4926-187-00					DESC: MEDICARE TAX ASN:			
03/05/20		TLJ	JE-192038	JOE: JCTDA PAYROLL FRINGE	0.00	58.93	0.00	1,131.71
03/19/20		TLJ	JE-192082	JOE: JCTDA PAYROLL 3/20/2	0.00	58.92	0.00	1,190.63
TOTALS					1,607.00	1,249.54	58.91	1,190.63

ACCOUNT # 24-4926-190-00					DESC: PROFESSIONAL SER-COUNTY ASN:			
03/01/20				BUDGET BALANCE	16,250.00			10,833.36
03/31/20		TLJ	JE-192089	JOE: EOM ADMIN 3/2020	0.00	1,354.17	0.00	12,187.53
TOTALS					16,250.00	12,187.53	0.00	12,187.53

ACCOUNT # 24-4926-191-00					DESC: PROFESSIONAL SER-AUDIT ASN:			
03/01/20				BUDGET BALANCE	7,200.00			7,200.00
TOTALS					7,200.00	7,200.00	0.00	7,200.00

ACCOUNT # 24-4926-192-00					DESC: LEGAL SERVICES ASN:			
TOTALS					2,000.00	0.00	0.00	0.00

ACCOUNT # 24-4926-260-00 DESC: OFFICE SUPPLIES ASN:

03/02/20

1V69-37GP- 01*264831 AMAZON CAPITAL SERVICES

0.00

52.53

0.00

8,555.25

ACCOUNT ACTIVITY ANALYSIS

BC2001 BEGINNING 03/01/20 ENDING 03/31/20

TRANS DATE	PO NUMBER	INVOICE NUMBER	CHECK NUMBER	TRANSACTION/ VENDOR NAME	BEGINNING BAL/BUDGET	DEBITS	CREDITS	BALANCE
ACCOUNT # 24-4926-260-00 DESC: OFFICE SUPPLIES ASN: =====> CONTINUED <=====								
03/03/20		022520	01*264729	BUSINESS CARD	0.00	157.48	0.00	8,712.73
03/10/20		022520	01*264729	BUSINESS CARD	0.00	0.00	6.48	8,706.25
03/10/20		1V69-37GP-	01*264831	AMAZON CAPITAL SERVICES	0.00	0.00	3.44	8,702.81
TOTALS					3,500.00	9,565.36	862.55	8,702.81

ACCOUNT # 24-4926-260-01 DESC: PROMO ITEMS ASN:								
03/01/20	BUDGET BALANCE				2,881.00			0.00
TOTALS					2,881.00	0.00	0.00	0.00

ACCOUNT # 24-4926-299-00 DESC: MISCELLANEOUS ASN:								
03/06/20		028482	01*264997	CHEROKEE BOTTLED WATER	0.00	76.86	0.00	4,558.18
03/23/20		022244	01*264997	CHEROKEE BOTTLED WATER	0.00	1.00	0.00	4,559.18
03/23/20		022314	01*264997	CHEROKEE BOTTLED WATER	0.00	11.74	0.00	4,570.92
03/23/20		028725	01*264997	CHEROKEE BOTTLED WATER	0.00	11.74	0.00	4,582.66
03/25/20		022314	01*264997	CHEROKEE BOTTLED WATER	0.00	0.00	0.74	4,581.92
03/25/20		028482	01*264997	CHEROKEE BOTTLED WATER	0.00	0.00	4.86	4,577.06
03/25/20		028725	01*264997	CHEROKEE BOTTLED WATER	0.00	0.00	0.74	4,576.32
TOTALS					5,140.00	4,616.11	39.79	4,576.32

ACCOUNT # 24-4926-311-00 DESC: TRAVEL ASN:								
03/01/20	BUDGET BALANCE				24,875.00			17,230.11
03/03/20		022520	01*264729	BUSINESS CARD	0.00	2,299.00	0.00	19,529.11
03/03/20		022620	01*264730	BUSINESS CARD	0.00	192.22	0.00	19,721.33
03/10/20		022520	01*264729	BUSINESS CARD	0.00	0.00	113.84	19,607.49
03/10/20		022620	01*264730	BUSINESS CARD	0.00	0.00	10.88	19,596.61
03/19/20		205490		THE SOLUTION CENTER	0.00	0.00	850.00	18,746.61
03/20/20		03/17/2020	02*5714	CALEB MICHAEL SULLIVAN	0.00	576.72	0.00	19,323.33
TOTALS					24,875.00	22,749.21	3,425.88	19,323.33

ACCOUNT # 24-4926-311-02 DESC: FAM/MEDIA MISSION ASN:								
03/01/20	BUDGET BALANCE				0.00			0.00

ACCOUNT ACTIVITY ANALYSIS

BC2001

BEGINNING 03/01/20 ENDING 03/31/20

TRANS DATE	PO NUMBER	INVOICE NUMBER	CHECK NUMBER	TRANSACTION/ VENDOR NAME	BEGINNING BAL/BUDGET	DEBITS	CREDITS	BALANCE
------------	-----------	----------------	--------------	-----------------------------	-------------------------	--------	---------	---------

ACCOUNT # 24-4926-311-02 DESC: FAM/MEDIA MISSION ASN: =====> CONTINUED <=====

TOTALS					0.00	0.00	0.00	0.00
--------	--	--	--	--	------	------	------	------

ACCOUNT # 24-4926-321-00 DESC: TELEPHONE ASN:

03/02/20		9848970529	01*264643	VERIZON WIRELESS	0.00	192.13	0.00	5,937.54
03/02/20		205185		CASHIER CHAMB OF COMM	0.00	0.00	181.46	5,756.08
03/03/20		47592	01*264777	BALSAMWEST	0.00	372.96	0.00	6,129.04
03/20/20		47593	01*265065	BALSAMWEST	0.00	357.47	0.00	6,486.51
03/25/20		205586		JACKSON CO CHAMBER COMM	0.00	0.00	186.48	6,300.03

TOTALS					4,430.00	8,864.49	2,564.46	6,300.03
--------	--	--	--	--	----------	----------	----------	----------

ACCOUNT # 24-4926-321-01 DESC: CONFERENCE CALL SERVICE ASN:

03/01/20				BUDGET BALANCE	0.00			0.00
----------	--	--	--	----------------	------	--	--	------

TOTALS					0.00	0.00	0.00	0.00
--------	--	--	--	--	------	------	------	------

ACCOUNT # 24-4926-321-02 DESC: TELEPHONE-DIRECTOR ASN:

TOTALS					2,064.00	0.00	0.00	0.00
--------	--	--	--	--	----------	------	------	------

ACCOUNT # 24-4926-325-00 DESC: POSTAGE ASN:

03/02/20		022720	01*264731	BUSINESS CARD	0.00	686.36	0.00	5,384.92
03/03/20		022520	01*264729	BUSINESS CARD	0.00	34.00	0.00	5,418.92
03/03/20		022620	01*264730	BUSINESS CARD	0.00	31.15	0.00	5,450.07

TOTALS					23,658.00	5,888.45	438.38	5,450.07
--------	--	--	--	--	-----------	----------	--------	----------

ACCOUNT # 24-4926-331-00 DESC: UTILITIES ASN:

03/01/20				BUDGET BALANCE	2,000.00			1,423.84
03/06/20		03/10/2020	01*264685	TUCKASEIGEE WATER & SEWER	0.00	43.82	0.00	1,467.66
03/23/20		03/25/2020	01*264917	DUKE ENERGY	0.00	160.49	0.00	1,628.15

ACCOUNT ACTIVITY ANALYSIS

BC2001

BEGINNING 03/01/20 ENDING 03/31/20

TRANS DATE	PO NUMBER	INVOICE NUMBER	CHECK NUMBER	TRANSACTION/ VENDOR NAME	BEGINNING BAL/BUDGET	DEBITS	CREDITS	BALANCE
------------	-----------	----------------	--------------	-----------------------------	-------------------------	--------	---------	---------

ACCOUNT # 24-4926-331-00 DESC: UTILITIES ASN: =====> CONTINUED <=====

TOTALS					2,000.00	1,628.15	0.00	1,628.15
--------	--	--	--	--	----------	----------	------	----------

ACCOUNT # 24-4926-341-00 DESC: PRINTING ASN:

03/01/20				BUDGET BALANCE	69,273.00			20,779.85
03/03/20		022520	01*264729	BUSINESS CARD	0.00	366.99	0.00	21,146.84
03/05/20	20517	48625-1	01*264835	PANAPRINT INC.	0.00	428.00	0.00	21,574.84
03/05/20		SH	JE-192025	JOE: COPIES FEB. 2020	0.00	1.04	0.00	21,575.88
03/10/20		022520	01*264729	BUSINESS CARD	0.00	0.00	4.32	21,571.56
03/20/20		48857-1	01*265145	PANAPRINT INC.	0.00	3,001.90	0.00	24,573.46
03/23/20		03/25/2020	01*265181	KEITH KUNSTMANN	0.00	350.00	0.00	24,923.46
03/23/20		03/25/2020	01*265248	STEVE YOCUM	0.00	350.00	0.00	25,273.46
03/23/20		2020-56985	01*264993	SMOKY MOUNTAIN NEWS	0.00	1,000.00	0.00	26,273.46
TOTALS					69,273.00	26,605.02	331.56	26,273.46

ACCOUNT # 24-4926-351-00 DESC: REPAIRS & MAINT-BUILDING ASN:

03/01/20				BUDGET BALANCE	0.00			541.50
TOTALS					0.00	579.40	37.90	541.50

ACCOUNT # 24-4926-370-00 DESC: AD FIRM MEDIA ASN:

03/05/20		42894-4290	01*264816	RAWLE MURDY ASSOCIATES, I	0.00	27,429.82	0.00	219,852.75
TOTALS					315,000.00	219,852.75	0.00	219,852.75

ACCOUNT # 24-4926-370-01 DESC: WEBSITE SERVICE ASN:

03/01/20				BUDGET BALANCE	27,898.00			18,098.64
03/05/20		42894-4290	01*264816	RAWLE MURDY ASSOCIATES, I	0.00	2,262.33	0.00	20,360.97
TOTALS					27,898.00	20,360.97	0.00	20,360.97

ACCOUNT # 24-4926-370-02 DESC: CREATIVE & PRODUCTION SERVICES ASN:

03/01/20				BUDGET BALANCE	27,850.00			36,043.06
----------	--	--	--	----------------	-----------	--	--	-----------

ACCOUNT ACTIVITY ANALYSIS

BC2001

BEGINNING 03/01/20 ENDING 03/31/20

TRANS DATE	PO NUMBER	INVOICE NUMBER	CHECK NUMBER	TRANSACTION/ VENDOR NAME	BEGINNING BAL/BUDGET	DEBITS	CREDITS	BALANCE
ACCOUNT # 24-4926-370-02 DESC: CREATIVE & PRODUCTION SERVICES ASN: =====> CONTINUED <=====								
03/05/20		42894-4290	01*264816	RAWLE MURDY ASSOCIATES, I	0.00	4,588.75	0.00	40,631.81
TOTALS					27,850.00	40,631.81	0.00	40,631.81

ACCOUNT # 24-4926-370-03 DESC: DIGITAL CAMPAIGN REPORTING ASN:								
03/01/20				BUDGET BALANCE	12,000.00			8,000.00
03/05/20		42894-4290	01*264816	RAWLE MURDY ASSOCIATES, I	0.00	1,000.00	0.00	9,000.00
TOTALS					12,000.00	31,810.13	22,810.13	9,000.00

ACCOUNT # 24-4926-370-04 DESC: E-MAIL CAMPAIGNS ASN:								
03/01/20				BUDGET BALANCE	12,900.00			7,600.00
03/05/20		42894-4290	01*264816	RAWLE MURDY ASSOCIATES, I	0.00	950.00	0.00	8,550.00
TOTALS					12,900.00	8,550.00	0.00	8,550.00

ACCOUNT # 24-4926-370-05 DESC: SEM MANAGEMENT ASN:								
03/01/20				BUDGET BALANCE	18,000.00			12,000.00
03/05/20		42894-4290	01*264816	RAWLE MURDY ASSOCIATES, I	0.00	1,500.00	0.00	13,500.00
TOTALS					18,000.00	13,500.00	0.00	13,500.00

ACCOUNT # 24-4926-370-06 DESC: GUEST BLOGS ASN:								
03/01/20				BUDGET BALANCE	0.00			0.00
TOTALS					0.00	0.00	0.00	0.00

ACCOUNT # 24-4926-370-07 DESC: SOCIAL MEDIA ASN:								
03/05/20		42894-4290	01*264816	RAWLE MURDY ASSOCIATES, I	0.00	5,066.66	0.00	20,849.99
TOTALS					23,550.00	20,849.99	0.00	20,849.99

ACCOUNT ACTIVITY ANALYSIS

BC2001

BEGINNING 03/01/20 ENDING 03/31/20

TRANS DATE	PO NUMBER	INVOICE NUMBER	CHECK NUMBER	TRANSACTION/ VENDOR NAME	BEGINNING BAL/BUDGET	DEBITS	CREDITS	BALANCE
------------	-----------	----------------	--------------	-----------------------------	-------------------------	--------	---------	---------

ACCOUNT # 24-4926-370-07 DESC: SOCIAL MEDIA ASN: =====> CONTINUED <=====

ACCOUNT # 24-4926-370-08 DESC: VIDEO PRODUCTION ASN:

03/01/20				BUDGET BALANCE	5,000.00			1,600.00

				TOTALS	5,000.00	1,600.00	0.00	1,600.00
=====								

ACCOUNT # 24-4926-393-00 DESC: VISITOR CENTER OPERATIONS ASN:

03/02/20	140498	01*264634		CASHIERS CHAMBER OF COMME	0.00	5,500.00	0.00	122,953.80
03/02/20	140498	01*264634		CASHIERS CHAMBER OF COMME	0.00	700.00	0.00	123,653.80
03/02/20	140486	01*264614		JACKSON CO. CHAMBER OF CO	0.00	6,000.00	0.00	129,653.80
03/02/20	140486	01*264614		JACKSON CO. CHAMBER OF CO	0.00	780.00	0.00	130,433.80
03/02/20	140486	01*264614		JACKSON CO. CHAMBER OF CO	0.00	160.00	0.00	130,593.80
03/02/20	140486	01*264614		JACKSON CO. CHAMBER OF CO	0.00	189.00	0.00	130,782.80

				TOTALS	167,090.00	130,782.80	0.00	130,782.80
=====								

ACCOUNT # 24-4926-393-01 DESC: PUBLIC RELATIONS ASN:

03/01/20				BUDGET BALANCE	80,500.00			55,359.29
03/06/20	10-0320	01*264789		PINEAPPLE PUBLIC RELATION	0.00	5,775.00	0.00	61,134.29

				TOTALS	80,500.00	61,153.75	19.46	61,134.29
=====								

ACCOUNT # 24-4926-393-02 DESC: CONTRACTED SERVICES ASN:

03/01/20				BUDGET BALANCE	22,000.00			14,666.64
03/31/20	TLJ	JE-192089		JOE: EOM ADMIN 3/2020	0.00	1,833.33	0.00	16,499.97

				TOTALS	22,000.00	16,499.97	0.00	16,499.97
=====								

ACCOUNT # 24-4926-393-03 DESC: CONTRACTED SERVICES-RECORDING ASN:

03/01/20				BUDGET BALANCE	1,400.00			470.50

				TOTALS	1,400.00	608.00	137.50	470.50
=====								

BC2001 BEGINNING 03/01/20 ENDING 03/31/20

TRANS DATE	PO NUMBER	INVOICE NUMBER	CHECK NUMBER	TRANSACTION/ VENDOR NAME	BEGINNING BAL/BUDGET	DEBITS	CREDITS	BALANCE
------------	-----------	----------------	--------------	-----------------------------	-------------------------	--------	---------	---------

ACCOUNT # 24-4926-393-03 DESC: CONTRACTED SERVICES-RECORDING ASN: =====> CONTINUED <=====

ACCOUNT # 24-4926-393-04 DESC: CONTRACTED SERVICES-MGT ASN:

TOTALS 0.00 0.00 0.00 0.00

ACCOUNT # 24-4926-393-05 DESC: CONTRACTED-WEBSITE ASN:

TOTALS 13,998.00 4,752.75 0.00 4,752.75

ACCOUNT # 24-4926-393-06 DESC: CONTRACTED-AD FIRM RETAINER ASN:

03/05/20		42894-4290	01*264816	RAWLE MURDY ASSOCIATES, I	0.00	4,875.00	0.00	43,875.00
----------	--	------------	-----------	---------------------------	------	----------	------	-----------

TOTALS 58,500.00 43,875.00 0.00 43,875.00

ACCOUNT # 24-4926-393-07 DESC: CONTRACTED SERVICES-STR ASN:

03/01/20				BUDGET BALANCE	7,140.00			7,245.00
----------	--	--	--	----------------	----------	--	--	----------

TOTALS 7,140.00 7,245.00 0.00 7,245.00

ACCOUNT # 24-4926-393-08 DESC: CONTRACTED-AD FIRM MISC ASN:

03/05/20		42894-4290	01*264816	RAWLE MURDY ASSOCIATES, I	0.00	482.00	0.00	2,777.64
----------	--	------------	-----------	---------------------------	------	--------	------	----------

TOTALS 5,500.00 2,813.65 36.01 2,777.64

ACCOUNT # 24-4926-393-09 DESC: CONTRACTED SERVICES-MAGELLAN ASN:

03/01/20				BUDGET BALANCE	0.00			0.00
----------	--	--	--	----------------	------	--	--	------

TOTALS 0.00 0.00 0.00 0.00

ACCOUNT # 24-4926-393-10 DESC: CONTRACTED SERVICES-PLANNING ASN:

TOTALS

0.00

0.00

0.00

0.00

ACCOUNT ACTIVITY ANALYSIS

BC2001

BEGINNING 03/01/20 ENDING 03/31/20

TRANS DATE	PO NUMBER	INVOICE NUMBER	CHECK NUMBER	TRANSACTION/ VENDOR NAME	BEGINNING BAL/BUDGET	DEBITS	CREDITS	BALANCE
------------	-----------	----------------	--------------	-----------------------------	-------------------------	--------	---------	---------

ACCOUNT # 24-4926-393-10 DESC: CONTRACTED SERVICES-PLANNING ASN: =====> CONTINUED <=====

ACCOUNT # 24-4926-393-11 DESC: SOFTWARE, INTERNET, MISC SERVICES ASN:

03/03/20		022520	01*264729	BUSINESS CARD	0.00	613.74	0.00	20,509.70
03/03/20		022620	01*264730	BUSINESS CARD	0.00	56.70	0.00	20,566.40
03/05/20	20500	SIN009886	01*264884	QUARK	0.00	750.00	0.00	21,316.40
03/10/20		022520	01*264729	BUSINESS CARD	0.00	0.00	9.59	21,306.81
03/10/20		022620	01*264730	BUSINESS CARD	0.00	0.00	3.71	21,303.10
03/23/20		8354	01*265133	SKYFI, INC.	0.00	59.99	0.00	21,363.09

TOTALS 24,036.00 21,435.33 72.24 21,363.09

ACCOUNT # 24-4926-393-12 DESC: CONTRACTED SERVICES-SOCIAL MGT ASN:

03/01/20				BUDGET BALANCE	0.00			0.00
----------	--	--	--	----------------	------	--	--	------

TOTALS 0.00 0.00 0.00 0.00

ACCOUNT # 24-4926-393-13 DESC: CONTRACTED SERVICES-PHOTOGRAPHY ASN:

TOTALS 0.00 100.00 0.00 100.00

ACCOUNT # 24-4926-393-14 DESC: CONTRACTED SERVICES-HR OUTSOURCING ASN:

03/05/20	TLJ		JE-192039	JOE: INVOICE #: 000004879	0.00	155.95	0.00	6,051.10
----------	-----	--	-----------	---------------------------	------	--------	------	----------

TOTALS 6,281.00 6,057.10 6.00 6,051.10

ACCOUNT # 24-4926-399-00 DESC: CONTRACTED SERVICES ASN:

03/01/20				BUDGET BALANCE	0.00			0.00
----------	--	--	--	----------------	------	--	--	------

TOTALS 0.00 0.00 0.00 0.00

ACCOUNT # 24-4926-412-00 DESC: BUILDING RENT ASN:

03/31/20	TLJ		JE-192090	JOE: EOM RENT 3/2020	0.00	500.00	0.00	4,500.00
----------	-----	--	-----------	----------------------	------	--------	------	----------

ACCOUNT ACTIVITY ANALYSIS

BC2001

BEGINNING 03/01/20 ENDING 03/31/20

TRANS DATE	PO NUMBER	INVOICE NUMBER	CHECK NUMBER	TRANSACTION/ VENDOR NAME	BEGINNING BAL/BUDGET	DEBITS	CREDITS	BALANCE
------------	-----------	----------------	--------------	-----------------------------	-------------------------	--------	---------	---------

ACCOUNT # 24-4926-412-00 DESC: BUILDING RENT ASN: =====> CONTINUED <=====

TOTALS					6,000.00	4,500.00	0.00	4,500.00
--------	--	--	--	--	----------	----------	------	----------

ACCOUNT # 24-4926-454-00 DESC: INSURANCE ASN:

03/01/20				BUDGET BALANCE	2,447.00			200.00
03/05/20		02/16/20	01*264824	UNITED STATES LIABILITY I	0.00	1,675.00	0.00	1,875.00
TOTALS					2,447.00	1,875.00	0.00	1,875.00

ACCOUNT # 24-4926-491-00 DESC: DUES AND SUBSCRIPTIONS ASN:

03/01/20				BUDGET BALANCE	2,240.00			2,169.50
TOTALS					2,240.00	2,279.50	110.00	2,169.50

ACCOUNT # 24-4926-550-00 DESC: CAPITAL OUTLAY ASN:

TOTALS					10,917.00	6,597.31	352.18	6,245.13
--------	--	--	--	--	-----------	----------	--------	----------

ACCOUNT # 24-4926-550-01 DESC: CAPITAL PROJECTS ASN:

TOTALS					24,200.00	0.00	0.00	0.00
--------	--	--	--	--	-----------	------	------	------

ACCOUNT # 24-4926-699-00 DESC: GRANTS ASN:

TOTALS					10,000.00	4,588.75	0.00	4,588.75
--------	--	--	--	--	-----------	----------	------	----------

ACCOUNT # 24-4926-699-01 DESC: SPECIAL PROJECTS ASN:

TOTALS					0.00	0.00	0.00	0.00
--------	--	--	--	--	------	------	------	------

ACCOUNT ACTIVITY ANALYSIS

BC2001

BEGINNING 03/01/20 ENDING 03/31/20

TRANS DATE	PO NUMBER	INVOICE NUMBER	CHECK NUMBER	TRANSACTION/ VENDOR NAME	BEGINNING BAL/BUDGET	DEBITS	CREDITS	BALANCE
------------	-----------	----------------	--------------	-----------------------------	-------------------------	--------	---------	---------

ACCOUNT # 24-4926-699-01 DESC: SPECIAL PROJECTS ASN: =====> CONTINUED <=====

ACCOUNT # 24-4926-699-02 DESC: MISCELLANEOUS DONATIONS ASN:

TOTALS					3,700.00	3,200.00	0.00	3,200.00
--------	--	--	--	--	----------	----------	------	----------

ACCOUNT # 24-4926-699-03 DESC: SOLAR ECLIPSE PROMOTION ASN:

TOTALS					0.00	0.00	0.00	0.00
--------	--	--	--	--	------	------	------	------

ACCOUNT # 24-4926-990-00 DESC: CONTINGENCY ASN:

TOTALS					874.00	0.00	0.00	0.00
--------	--	--	--	--	--------	------	------	------

REPORT TOTALS	BEGINNING BAL/BUDGET	DEBITS	CREDITS	ENDING BALANCE
---------------	-------------------------	--------	---------	-------------------

ASSETS

LIABILITIES

Total Assets & Liabilities:	0.00	0.00	0.00	0.00
-----------------------------	------	------	------	------

REVENUE

EXPENSES	1,203,579.00	887,883.27	32,042.94	855,840.33
----------	--------------	------------	-----------	------------

Total Revenue & Expenses:	1,203,579.00	887,883.27	32,042.94	855,840.33
---------------------------	--------------	------------	-----------	------------